


# DOORS DONE RIGHT

GARAGE DOORS AND OPENERS

OUR TOP  
PICKS FOR  
**2026**



**9' x 8'**  
Garage Door Catalog



This catalog contains our favorite products from America's top manufacturers, including:



## All Pricing in This Catalog Includes:

- + **Equipment** - the equipment listed and related installation materials
- + **Installation** - a neat, safe, durable, professional installation under standard conditions
- + **New Tracks and Hardware** - including new springs, rollers, pulleys, cables, etc
- + **Heavy Duty Hardware** - no cheap plastic rollers, no light gauge hinges on 3-layer+ doors
- + **Vinyl Trim** - new vinyl weather-stripping around the top and sides of doors
- + **Removal and Disposal** - we take down and cart away your old equipment
- + **Top Section Reinforcement** - to properly secure a new or existing opener to new door
- + **Interior Side Lock** - to lock your door in case of emergency
- + **Sales Tax** - with a signed NJ ST-8 form, we don't need to collect any sales tax!

## Pricing In This Catalog is For These Quantities and Options:


Door Qty	Size of Door	Opener Qty	Opener Model	Payment Method
1	9' x 8'	0	No New Opener	Cash/Check/ ACH

## These Are Your Openers and Extras Prices

		Each	Subtotal
0	No-charge hookup to & adjust existing garage door opener - or use door manually - FREE	\$0	\$0

**Total Added Price for Openers, Extras:**


**\$0**



We'll add this amount to the door prices throughout the catalog to make the math easier.

### Pricing in This Catalog Represents Our Best Attempt to Give 100% Accurate, All-In Pricing

But spec's and prices are subject to change. Some issues, such as extra low ceilings might increase your cost. We'll lock down pricing with an accurate, complete estimate after visiting your house to measure and inspect.



## Clopay Premium Series Garage Doors

### 3-Layer (Steel + Insulation + Steel) Raised Panel Doors

R-value

6.5-18.4

Most (maybe 85%) of the houses in NJ have steel raised panel doors. Clopay Premium Series steel raised panel doors are strong, durable, 3-layer doors and come with their "elegant" panel design - the nicest-looking on the market. When you get them with upgraded hardware (not big-box-store hardware!) these doors are the best in class. Choose short or long panel - no difference in price.



### 9' x 8' Pricing with Decorative Insert Series Windows\*


Door Model	Description	Installed Door Price	Subtotal (Price x 1)	Openers, Extras	Total Job Price
4050	1-3/8" thick, polystyrene insulation, r-value = 6.5	\$2,450	\$2,450	\$0	\$2,450
4300	2" thick, polystyrene insulation, r-value = 9.0	\$2,650	\$2,650	\$0	\$2,650
9130	1-3/8" thick, polyurethane insulation r-value = 12.9	\$2,525	\$2,525	\$0	\$2,525
9200	2" thick, polyurethane, r-value = 18.4	\$2,850	\$2,850	\$0	\$2,850

Long panel doors have different model numbers. Prices do not change.

**Total Job Price** ^



Short Panel w/ Charleston 508



Short Panel w/ Colonial 509



Short Panel w/ Prairie 510

\*Prices on polyurethane doors w/ windows on this page include upgraded double-pane insulated glass :)



Sample Looks (Clopay Premium w/ Decorative Insert Series Windows, Continued):




Short Panel w/ Sunset 603




Long Panel w/ Stockton 612




Long Panel w/ Prairie 610



Short Panel w/ Charleston 608



Short Panel w/ Sunset 503



Long Panel w/ Madison Arch 613

**For more design options, visit:**

[www.doorsdoneright.net/raised-panel-door-looks/](http://www.doorsdoneright.net/raised-panel-door-looks/)

**Questions about r-values? Visit:**

[www.doorsdoneright.net/r](http://www.doorsdoneright.net/r)

**Questions about 1-layer, 2-layer and 3-layer doors? Visit:**

[www.doorsdoneright.net/layers](http://www.doorsdoneright.net/layers)

**To See What These Doors Look Like in Real Life, Visit:**

[www.doorsdoneright.net/installs](http://www.doorsdoneright.net/installs)


**Interested in a different opener or adding one? Visit:**

The last page of this catalog, or: [www.doorsdoneright.net/new-garage-door-openers/](http://www.doorsdoneright.net/new-garage-door-openers/)

**For even more information, visit:**

[www.doorsdoneright.net/faqs/](http://www.doorsdoneright.net/faqs/)

All doors in this catalog are great choices. Yellow highlighted are ones we like the best.




## 9' x 8' Pricing without Windows (Solid Door)

Door Model	Description	Per Door	Subtotal (Price x 1)	Openers, Extras	Total Job Price
4050	1-3/8" thick, polystyrene insulation, r-value = 6.5	\$2,150	\$2,150	\$0	\$2,150
4300	2" thick, polystyrene insulation, r-value = 9.0	\$2,375	\$2,375	\$0	\$2,375
9130	1-3/8" thick, polyurethane insulation, r-value = 12.9	\$2,125	\$2,125	\$0	\$2,125
9200	2" thick, polyurethane, r-value = 18.4	\$2,450	\$2,450	\$0	\$2,450

Long panel doors have different model numbers. Prices do not change.

**Total Job Price** ^

### Sample Looks (Clopay Premium Series - No Windows):



Short Panel - No Windows



Long Panel - No Windows

## 9' x 8' Pricing w/ Architectural Series (Larger, Richer-Looking) Windows\*

Door Model	Description	Per Door	Subtotal (Price x 1)	Openers, Extras	Total Job Price
4300	2" thick, polystyrene insulation, r-value = 9.0	\$2,850	\$2,850	\$0	\$2,850
9130	1-3/8" thick, polyurethane insulation, r-value = 12.9	\$2,675	\$2,675	\$0	\$2,675
9200	2" thick, polyurethane, r-value = 18.4	\$3,000	\$3,000	\$0	\$3,000


Long panel doors have different model numbers. Prices do not change.

**Total Job Price** ^

### Sample Looks (Clopay Premium Series w/ Architectural Series Windows):



Long Panel - Long w/ Square Grilles



Short Panel - Arch2 w/ Grilles




Long Panel - Arch1 w/ Grilles

### For more design options, visit:

<http://www.doorsdoneright.net/raised-panel-door-looks/>

\*Prices on polyurethane doors w/ windows on this page include upgraded double-pane insulated glass :)



**DOORS DONE RIGHT**  
GARAGE DOORS AND OPENERS


Neat, Safe, Durable Installations

**North NJ: 201-473-4444**

**Central NJ: 609-445-4444**

Call either number (they both go to the same office)

### Clopay Premium Series Colors



White



Glacier White



Almond



Desert Tan



Sandtone




Bronze



Chocolate Brown



Mocha Brown



Gray



Hunter Green



UG Medium\*



UG Cherry\*



UG Walnut\*



Black\*

\*Premium finishes, which cost more. Not all colors available in all models. UG = Ultragrain woodtone.

Additional Cost to Base Price for Premium Finishes - Ultragrain and Black - Per Door	<b>\$375</b>
--	--------------

### Additional Resources



Premium Series Brochure



Ultragrain Brochure

Premium Series: [https://literature.clopay.com/pdf\\_files/RSDR-PREM3LAYERSS-13.pdf](https://literature.clopay.com/pdf_files/RSDR-PREM3LAYERSS-13.pdf)

Ultragrain: [https://literature.clopay.com/pdf\\_files/RSDR-ULTRAGRAIN-08.pdf](https://literature.clopay.com/pdf_files/RSDR-ULTRAGRAIN-08.pdf)

### We Carry All Major Manufacturers



America's Favorite Garage Doors



And lots of smaller ones, too!

### For more design options, visit:

<http://www.doorsdoneright.net/raised-panel-door-looks/>

### Questions about r-values? Visit:

[www.doorsdoneright.net/r](http://www.doorsdoneright.net/r)

### Questions about 1-layer, 2-layer and 3-layer doors? Visit:

[www.doorsdoneright.net/layers](http://www.doorsdoneright.net/layers)


### To See What These Doors Look Like in Real Life, Visit:

[www.doorsdoneright.net/installs](http://www.doorsdoneright.net/installs)

### Interested in a different opener or adding one? Visit:

The last page of this catalog, or: [www.doorsdoneright.net/new-garage-door-openers/](http://www.doorsdoneright.net/new-garage-door-openers/)

All doors in this catalog are great choices. Yellow highlighted are ones we like the best.



## Amarr Brand Builder-Grade Lincoln Series Doors

R-value

**0.0-6.64**

When it comes to 1-layer (steel) and 2-layer (steel + insulation) raised panel garage doors, we think Amarr is a fine choice. A nice panel design, decent hardware and a reliable, mainstream manufacturer make these doors a great choice for a detached garage, a house flip, or to keep costs extra low. 1- and 2-layer doors are not as tough or quiet as 3-layer doors, but they should do the job, even over the long term.



### 9' x 8' Pricing with Windows and DecraTrim Inserts

Door Model	Description	Installed Door Price	Subtotal (Price x 1)	Openers, Extras	Total Job Price
L1000	2" thick, non-insulated, r-value = 0.0	\$2,100	\$2,100	\$0	\$2,100
L2000	2" thick, 2-layer w/ vinyl back, r-value = 6.64	\$2,250	\$2,250	\$0	\$2,250

\*Actual model numbers are Lincoln 1000 and Lincoln 2000

**Total Job Price ^**

### 9' x 8' Pricing without Windows

Door Model	Description	Per Door	Subtotal (Price x 1)	Openers, Extras	Total Job Price
L1000	2" thick, non-insulated, r-value = 0.0	\$1,800	\$1,800	\$0	\$1,800
L2000	2" thick, 2-layer w/ vinyl back, r-value = 6.64	\$1,950	\$1,950	\$0	\$1,950

\*Actual model numbers are Lincoln 1000 and Lincoln 2000

**Total Job Price ^**

**IMPORTANT NOTE FOR LARGER DOORS: CONSIDER HERITAGE MODELS (ON LAST PAGE OF CATALOG)**

### Standard Color Options



True White



Almond



Wicker Tan



Sandtone



Terratone



Dark Brown



Black



Charcoal Gray



### Lincoln Raised Panel Options



Short Panel



Long Panel

### DecraTrim Window Options



No Insert Long Panel




Stockton Short Panel



Stockton Long Panel



Prairie Short Panel



Prairie Long Panel



Cathedral Short Panel



Cathedral Long Panel



Cascade Short Panel



Cascade Long Panel



Waterford Short Panel



Waterford Long Panel



Wagon Wheel Short Panel



Wagon Wheel Long Panel



Sunray Short Panel



Sunray Long Panel



Full Sunray Short Panel



Full Sunray Long Panel



Five Piece Sunray



Thames LP




Arched Thames Long Panel



Moonlite Long Panel

If you really like any of these window designs but want a sturdier door, see the last page of this catalog for pricing on Lincoln 3138 and Lincoln 3000 3-layer doors



## Clipay 3-Layer Gallery Collection Garage Doors

### 3-Layer (Steel + Insulation + Steel) Carriage House Doors

**R-value**

**6.5-18.4**

These 3-layer carriage-house-style doors might look like they open out, but they are upward-acting, like standard doors. The designs are stamped into the steel, keeping them reasonably priced. Gallery Collection doors come with larger windows than doors in the same range from CHI and Amarr, so they're our #1 choice for stamped steel carriage house doors in standard colors. When you buy them with upgraded hardware (not big-box-store hardware!) these are top quality, no-maintenance, very durable, highly attractive doors.



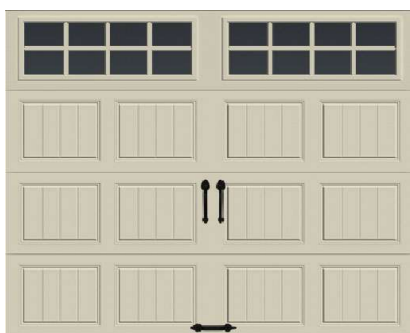
### 9' x 8' Pricing with Clear DSB Windows in Standard Colors\*

Door Model	Description	Installed Door Price	Subtotal (Price x 1)	Openers, Extras	Total Job Price
GD1SP	1-3/8" thick, polystyrene insulation, r-value = 6.5	\$2,750	\$2,750	\$0	\$2,750
GD2SP	2" thick, polystyrene insulation, r-value = 9.0	\$2,950	\$2,950	\$0	\$2,950
GD1SU	1-3/8" thick, polyurethane insulation, r-value = 12.9	\$2,950	\$2,950	\$0	\$2,950
GD2SU	2" thick, polyurethane insulation, r-value = 18.4	\$3,250	\$3,250	\$0	\$3,250

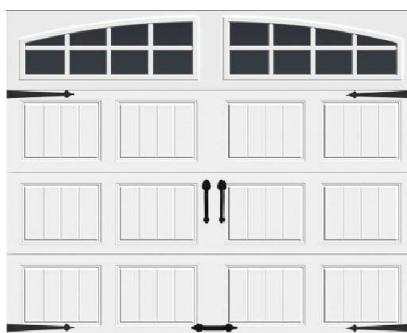
Long panel doors have different model numbers. Prices do not change.

**Total Job Price** ^


### Clipay 3-Layer Gallery Collection Sample Looks



Long w/ Square Grilles Windows




Arch1 w/ Grilles Windows

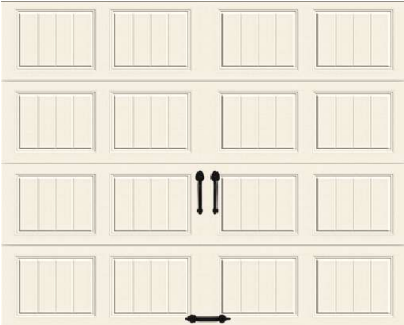


Short w/ Square Grilles Windows

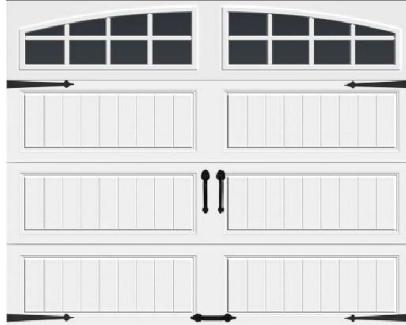
\*Prices on polyurethane doors w/ windows on this page include upgraded double-pane insulated glass :)




Clopay 3-Layer Gallery Collection Sample Looks, Continued



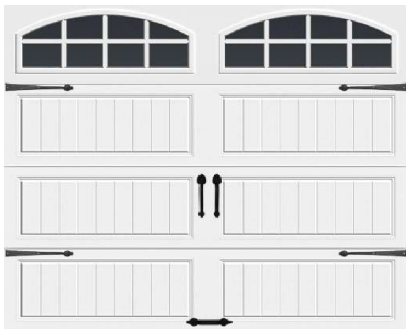
Short Panel in Almond - No Windows\*



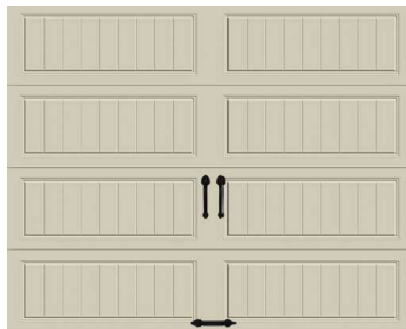
Long Panel - Arch1 w/ Grilles



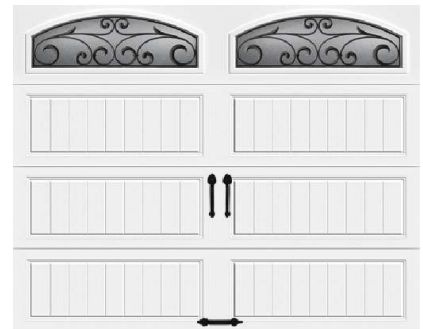
Long w/ Square Grilles Windows



Long Panel - Arch2 w/ Grilles



Long Panel in Desert Tan\*




Wrought Iron Windows (Cost More)

**For more design options, visit:**

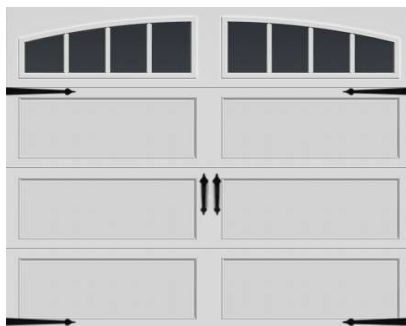
[www.doorsdoneright.net/cg](http://www.doorsdoneright.net/cg)

\*These doors cost less without windows

**NEW! Clopay Brand Bridgeport Recessed Panel Doors**



Narrow Panel - Arch2 w/ Grilles



Extended Panel - Arch1 Vertical Grilles



Narrow Panel - Long w/ Square Grilles

**9' x 8' Pricing with Clear DSB Windows in Standard Colors\***


Door Model	Description	Installed Door Price	Subtotal (Price x 1)	Openers, Extras	Total Job Price
BD1NU	1-3/8" thick, polyurethane insulation, r-value = 12.9	\$2,950	\$2,950	\$0	\$2,950
BD2NU	2" thick, polyurethane insulation, r-value = 18.4	\$3,250	\$3,250	\$0	\$3,250

Long panel doors have different model numbers. Prices do not change.

**Total Job Price** ^

**View the Brochure:**

[https://clopaypdfs.com/pdf\\_files/RSDR-BRIDGEPORT3LAYERSS-20.pdf](https://clopaypdfs.com/pdf_files/RSDR-BRIDGEPORT3LAYERSS-20.pdf)



## Amarr Brand Hillcrest Value Stamped Steel Carriage Doors

1-, 2- and 3-Layer (Steel + Insulation + Steel) Carriage Doors

**R-value**

**0.0-9.05**

These 3-layer carriage-house-style doors might look like they open out, but they are upward-acting, like standard doors. The designs are stamped into the steel, keeping them reasonably priced. **The windows in this line are smaller than similar models from Clopay and CHI, which negatively impacts the overall look in our opinion, but Amarr does have some really great panel designs that no one else has.** Buy them from us with upgraded hardware - not big-box-store hardware!



### 9' x 8' Pricing with Clear Windows in Any Standard Color

Door Model	Description	Installed Door Price	Subtotal (Price x 1)	Openers, Extras	Total Job Price
HC1000	1-Layer, non-insulated, r-value = 0	\$2,275	\$2,275	\$0	\$2,275
HC2000	2-layer, polystyrene (no steel backer), r-value = 6.64	\$2,400	\$2,400	\$0	\$2,400
HC3138	3-layer, 1-3/8" thick, polystyrene, r-value = 6.48	\$2,750	\$2,750	\$0	\$2,750
HC3000	3-layer, 2" thick, polystyrene, r-value = 9.05	\$2,850	\$2,850	\$0	\$2,850

Actual model names: Hillcrest 1000, Hillcrest 2000, Hillcrest 3138, Hillcrest 3000

**Total Job Price** ^

### Amarr Brand Hillcrest Doors w/ Windows Sample Looks




Short Beadboard | Moonlite Windows



Long Beadboard | Stockton Windows



Recessed Panel | Thames Windows



Amarr Brand Hillcrest Doors w/ Windows Sample Looks, Continued



Recessed Panel | Stockton Windows



Short Beadboard | Stockton Windows



Long Beadboard | Cascade Windows



Long Beadboard | Waterford Windows



Recessed Panel | Cascade Windows



Recessed Panel | Arched Thames

Panel and window designs can be mixed and matched. For more info, visit [www.doorsdoneright.net/hillcrest](http://www.doorsdoneright.net/hillcrest)

9' x 8' Pricing Without Windows in Any Standard Color

Door Model	Description	Installed Door Price	Subtotal (Price x 1)	Openers, Extras	Total Job Price
HC1000	1-Layer, non-insulated, r-value = 0	\$1,975	\$1,975	\$0	\$1,975
HC2000	2-layer, polystyrene (no steel backer), r-value = 6.64	\$2,100	\$2,100	\$0	\$2,100
HC3138	3-layer, 1-3/8" thick, polystyrene, r-value = 6.48	\$2,475	\$2,475	\$0	\$2,475
HC3000	3-layer, 2" thick, polystyrene, r-value = 9.05	\$2,575	\$2,575	\$0	\$2,575

Actual model names: Hillcrest 1000, Hillcrest 2000, Hillcrest 3138, Hillcrest 3000

**Total Job Price** ^

Amarr Brand Hillcrest Doors Without Windows Sample Looks



Recessed Panel | Solid Top Section



Short Beadboard | Solid Top Section



Long Beadboard | Solid Top Section



## Amarr Brand Classica Stamped Steel Carriage Doors

1-, 2- and 3-Layer (Steel + Insulation + Steel) Carriage Doors

R-value

0.0-13.35

Amarr's line of Classica brand doors come in a variety of panel designs that other brands just don't do. From raised or recessed panels to "double XX" and "A" designs, these doors look incredibly nice, even if they are of average quality. These doors also come in 3 sections for most common heights, allowing them to do much larger windows. Our recommendation: if you love the design, a small sacrifice in quality is probably worth it.



### 9' x 8' Pricing On Amarr 1-, 2-, and 3-Layer Classica Doors

Door Model	Description	Installed Door Price	Subtotal (Price x 1)	Openers, Extras	Total Job Price
C1000	1-Layer, non-insulated, r-value = 0	\$3,225	\$3,225	\$0	\$3,225
C2000	2-layer, polystyrene (no steel backer), r-value = 6.64	\$3,775	\$3,775	\$0	\$3,775
C3000	3-layer, 2" thick, polyurethane, r-value = 13.35	\$4,975	\$4,975	\$0	\$4,975

Actual model numbers are Classica 1000, Classica 2000, Classica 3000.

**Total Job Price** ^

### Amarr Classica 3000, Classica 2000 and Classica 1000 Sample Looks




Santiago w/ Madeira Windows



Lucern w/ Seine Windows



Bordeaux w/ Thames Windows



Amarr Classica 3000, Classica 2000 and Classica 1000 Sample Looks, Continued



Northampton w/ Madeira Windows



Bordeaux w/ Seine Windows



Lucern w/ Madeira Windows



Lucern w/ Danube Windows



Bordeaux w/ Madeira Windows



Cortona w/ Danube Windows



Cortona w/ Seine Windows



Santiago w/ Seine Windows



Northampton w/ Rhine Windows



Lucern w/ Thames Windows




Northampton w/ Solid Arch Top\*

\*These doors cost less without windows

For More Design Options, Visit:

<http://www.doorsdoneright.net/classica/>



## Clipay 3-Layer Gallery Collection w/ Ultragrain Finish

### 3-Layer (Steel + Insulation + Steel) Carriage House Doors

**R-value**

**6.5-18.4**

The beauty of stained wood without the upkeep. Clipay's Ultra-Grain® paint finish delivers the best of both worlds: the realistic look of natural wood with the low maintenance and energy efficiency of insulated steel. Unlike real wood, it's UV-resistant and impervious to moisture and won't fade, rot, split, shrink or crack, saving you and the environment material, energy and resources necessary to maintain or replace door components.



### 9' x 8' Pricing with Clear DSB Windows and Ultragrain Finish\*

Door Model	Description	Per Door	Subtotal (Price x 1)	Openers, Extras	Total Job Price
GD1SP	1-3/8" thick, polystyrene insulation, r-value = 6.5	\$3,125	\$3,125	\$0	\$3,125
GD2SP	2" thick, polystyrene insulation, r-value = 9.0	\$3,325	\$3,325	\$0	\$3,325
GD1SU	1-3/8" thick, polyurethane insulation, r-value = 12.9	\$3,325	\$3,325	\$0	\$3,325
GD2SU	2" thick, polyurethane insulation, r-value = 18.4	\$3,625	\$3,625	\$0	\$3,625

Long panel doors have different model numbers. Prices do not change.

**Total Job Price** ^

### Clipay 3-Layer Gallery Collection Sample Looks



Medium Finish



Dark Oak



Walnut Oak

\*Prices on polyurethane doors w/ windows on this page include upgraded double-pane insulated glass :)



## CHI Carriage House Doors w/ Accents Woodtones

### 3-Layer (Steel + Insulation + Steel) Stamped Carriage House

R-value

9.65-16.55

These 3-layer carriage-house-style doors might look like they open out, but they are upward-acting, like standard doors. The designs are stamped into the steel, keeping them reasonably priced. Accents woodtones are printed directly onto the door for a striking, beautiful and realistic wood look. One "board" with a lighter tone might be sitting right next to another one with a darker tint, not unlike what you might find in a contemporary piece of furniture. The faux wood grains line up with the embossing on the panels for a one-of-a-kind, stylish look that no other brand can match.



### 9' x 8' Pricing: CHI Carriage Doors w/ Windows, Accents Woodtones\*

Door Model	Description	Per Door	Subtotal (Price x 1)	Openers, Extras	Total Job Price
5283	2" thick, polystyrene insulation, r-value = 9.65	\$1,125	\$1,125	\$0	\$1,125
5216	2" thick, polyurethane insulation, r-value = 16.55	\$4,425	\$4,425	\$0	\$4,425

Long panel doors have different model numbers. Prices do not change.

**Total Job Price** ^

### CHI Stamped Steel Carriage House Doors w/ Accents Woodtones Sample Looks



Cedar | Stockton Windows



Driftwood | Arched Stockton



Walnut | Arched Madison

\*Prices on polyurethane doors w/ windows on this page include upgraded double-pane insulated glass :)



## Clipay Coachman Overlay Carriage House Doors

### 4-Layer (Steel + Insulation + Steel + Overlay) Carriage Doors

R-value

6.5-18.4

For a beautiful, higher-end, more realistic-looking carriage house garage door, Clipay Coachman Collection garage doors are next-level. These doors start with a 3-layer (steel + insulation + steel) base door, then composite overlays are added to create numerous more 3-dimensional designs, including crossbucks, full vertical panels and more. They are upward-acting like any standard garage door.



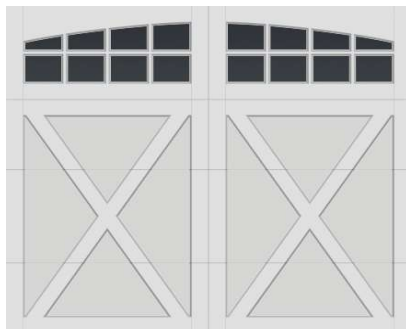
### 9' x 8' Pricing for Coachman Doors with Clear DSB Windows\*

Door Model	Description	Per Door	Subtotal (Price x 1)	Openers, Extras	Total Job Price
CD21	1-3/8" thick, polystyrene base door, r-value = 6.5	\$5,175	\$5,175	\$0	\$5,175
CG21	2" thick, polystyrene base door, r-value = 9.0	\$5,525	\$5,525	\$0	\$5,525
CGU21	2" thick, polyurethane base door, r-value = 18.4	\$6,150	\$6,150	\$0	\$6,150

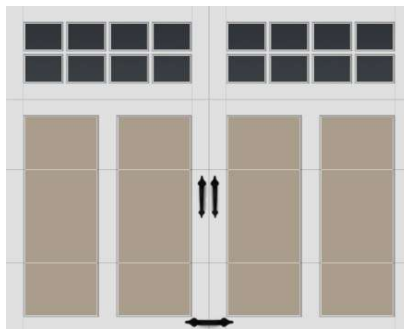
Different overlay designs have different model numbers. Prices do not change.

**Total Job Price** ^

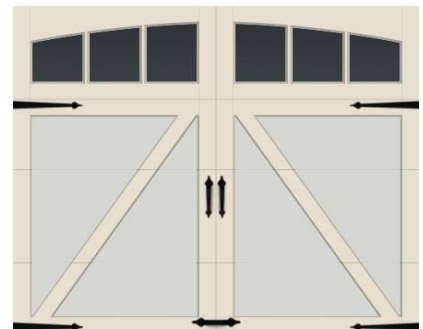
### Clipay 4-Layer Coachman Collection Sample Looks



Design 21 | Arch4 Windows




Design 12 | SQ24 Windows



Design 22 | Arch13 Windows

\*Prices on polyurethane doors w/ windows on this page include upgraded double-pane insulated glass :)



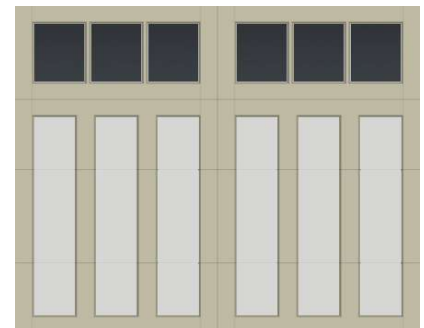
Clopay 4-Layer Coachman Collection Sample Looks, Continued



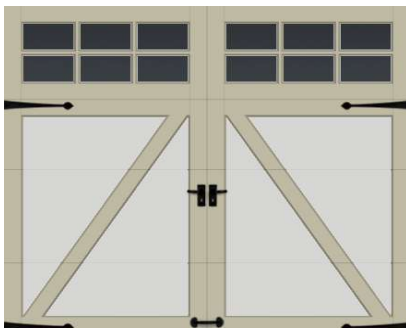
Design 12 | SQ23 Windows



Design 11 | REC14 Windows



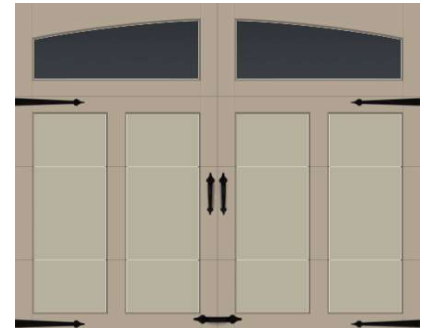
Design 13 | REC13 Windows



Design 22 | SQ23 Windows



Design 21 | SQ24 Windows



Design 12 | Arch1 Windows

**For more design options, visit:**

<http://www.doorsdoneright.net/carriage-house-overlay/>

**9' x 8' Pricing for Coachman Doors Without Windows**

Door Model	Description	Per Door	Subtotal (Price x 1)	Openers, Extras	Total Job Price
CD21	1-3/8" thick, polystyrene base door, r-value = 6.5	\$4,675	\$4,675	\$0	\$4,675
CG21	2" thick, polystyrene base door, r-value = 9.0	\$4,975	\$4,975	\$0	\$4,975
CGU21	2" thick, polyurethane base door, r-value = 18.4	\$5,425	\$5,425	\$0	\$5,425

Different overlay designs have different model numbers. Prices do not change.

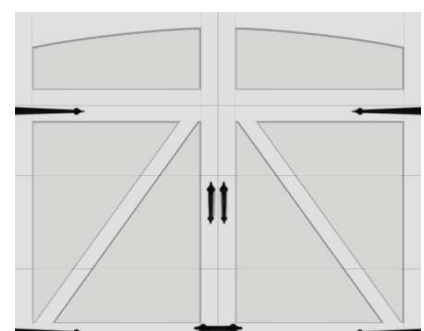
**Total Job Price** ^



Design 12 | Solid Top11



Design 34 | Solid Arch Top



Design 22 | Solid Arch Top

**Questions about r-values? Visit:**

[www.doorsdoneright.net/r](http://www.doorsdoneright.net/r)



## CHI Brand Overlay Carriage House Doors

### 4-Layer (Steel + Insulation + Steel + Overlay) Carriage Doors

R-value

10.29-17.54

Nicer in some ways than the Clopay Coachman doors (which we always considered to be the gold standard of overlay doors), and at a better price. The overlays on these doors are not hollow, which we think is awesome. The fact that the overlays are thicker and have a more plain edge give these doors a somewhat more "rustic" look than the Coachman's more refined detailing.



### 9' x 8' Pricing: CHI Overlay Carriage House Doors w/ Windows\*

Door Model	Description	Per Door	Subtotal (Price x 1)	Openers, Extras	Total Job Price
5334	2" thick, polystyrene insulation, r-value = 10.29	\$4,825	\$4,825	\$0	\$4,825
5634	2" thick, polyurethane insulation, r-value = 17.54	\$5,300	\$5,300	\$0	\$5,300

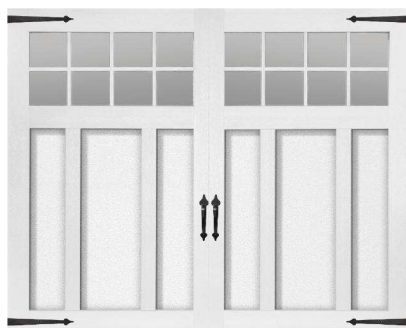
Different designs have different model numbers. Prices do not change.

**Total Job Price** ^

### CHI Overlay Carriage House Doors w/ Windows Sample Looks



Design 34 | Plain Windows




Design 32 | Stockton Windows



Design 33A | Arched Stockton

\*Prices on polyurethane doors w/ windows on this page include upgraded double-pane insulated glass :)



**DOORS DONE RIGHT**  
GARAGE DOORS AND OPENERS

Neat, Safe, Durable Installations

**North NJ: 201-473-4444**

**Central NJ: 609-445-4444**

Call either number (they both go to the same office)


## CHI 3-Layer Skyline Flush and Planks Garage Doors

### 3-Layer (Steel + Insulation + Steel) Flush or Ribbed Garage Doors

R-value

10.29-17.54

3-layer (steel + insulation + steel) modern steel garage doors present a durable, attractive and energy efficient way to match your garage door to your home's modern or contemporary exterior. Available in a wide variety of colors, including CHI's Plank Accents woodtone finish, two section textures (flush woodgrain or planks (grooved) woodgrain) and near-countless window layout possibilities, these doors are a smart way nail the modern look you're going for while staying in your budget.




### 9' x 8' 3-Layer Modern CHI Doors, No Windows, Standard Colors


Door Model	Description	Per Door	Subtotal (Price x 1)	Openers, Extras	Total Job Price
2147	2" thick, polystyrene insulation, r-value = 10.29	\$2,450	\$2,450	\$0	\$2,450
2148	2" thick, polyurethane insulation, r-value = 17.54	\$2,825	\$2,825	\$0	\$2,825

Planks panel designs have different model numbers. Prices do not change.


**Total Job Price** ^



Flush, Woodgrain Texture - Desert Tan



Flush, Woodgrain Texture - Graphite



Planks, Woodgrain Texture - White

Color Options:



White

Almond

Sandstone

Brown


Bronze

Gray

Desert Tan

Black

Graphite



**9' x 8' 3-Layer Modern CHI Doors, No Windows, Planks Accents Woodtones**

Door Model	Description	Per Door	Subtotal (Price x 1)	Openers, Extras	Total Job Price
2347	2" thick, polystyrene insulation, r-value = 10.29	\$3,400	\$3,400	\$0	\$3,400
2348	2" thick, polyurethane insulation, r-value = 17.54	\$3,775	\$3,775	\$0	\$3,775
<b>Total Job Price</b>					<b>^</b>



Cedar Planks Accents Woodtone



Carbon Oak Planks Accents Woodtone



Dark Oak Planks Accents Woodtone



Walnut

Driftwood

Mahogany

Cedar

Dark Oak


Natural Oak

Carbon Oak

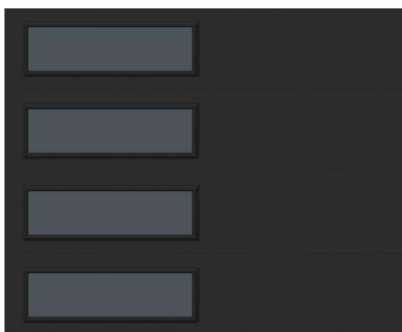
**9' x 8' 3-Layer Modern CHI Doors, 4 Long Panel Windows, Standard Colors\***

Door Model	Description	Per Door	Subtotal (Price x 1)	Openers, Extras	Total Job Price
2147	2" thick, polystyrene insulation, r-value = 10.29	\$3,425	\$3,425	\$0	\$3,425
2148	2" thick, polyurethane insulation, r-value = 17.54	\$4,100	\$4,100	\$0	\$4,100
<b>Total Job Price</b>					<b>^</b>

Planks panel designs have different model numbers. Prices do not change.



White Flush w/ Vertical Windows



Black Flush w/ Vertical Windows



Gray Planks w/ Short Vertical Windows

**Notes on Price Table Directly Above:**

Prices listed include 1 vertical column of tinted, obscure or clear glass. Other glass options are available.

Model 2148 pricing includes double-pane insulated glass. Model 2147 pricing includes single-pane glass.


Black window frames are available w/ any color door. Please specify black frames or color-matched frames.

Short panel windows cost less than long panel windows, so pricing will be lower than listed in table above.




### 9' x 8' 3-Layer Planks Accents Woodtone CHI Doors, Long Panel Windows


Door Model	Description	Per Door	Subtotal (Price x 1)	Openers, Extras	Total Job Price
2347	2" thick, polystyrene insulation, r-value = 10.29	\$4,375	\$4,375	\$0	\$4,375
2348	2" thick, polyurethane insulation, r-value = 17.54	\$5,050	\$5,050	\$0	\$5,050
<b>Total Job Price</b>					<b>^</b>



Cedar | Long Panel | Black Frames



Driftwood | Long Panel | Black Frames



Natural Oak | Short Panel

#### Notes on Price Table Directly Above:

Prices listed include 1 vertical column of tinted, obscure or clear glass. Other glass options are available.

Model 2348 pricing includes double-pane insulated glass. Model 2347 pricing includes single-pane glass.

Black window frames are available in all colors. Please specify if you want black frames or color-matched frames.

Short panel windows cost less than long panel windows, so pricing will be lower than specified in table above.

#### For More Info, Design Options, Details, View the Brochure:

[www.doorsdoneright.net/wp-content/uploads/2022/03/CHI-Contemporary-Collection.pdf](http://www.doorsdoneright.net/wp-content/uploads/2022/03/CHI-Contemporary-Collection.pdf)

#### To See What These Doors Look Like in Real Life, Visit:

[www.doorsdoneright.net/installs](http://www.doorsdoneright.net/installs)

#### Questions about r-values? Visit:

[www.doorsdoneright.net/r](http://www.doorsdoneright.net/r)


#### Interested in a different opener or adding one? Visit:

The last page of this catalog, or: [www.doorsdoneright.net/new-garage-door-openers/](http://www.doorsdoneright.net/new-garage-door-openers/)

Planks and Skyline Flush GLASS



Plain available as single pane Polycarbonate




Frosted



Tinted




Obscure



Glue Chip



Seeded



## Clipay Avante AX Aluminum-and-Glass Garage Doors

### Aluminum Frame Garage Doors with Glass Panels

**R-value**

**Varies**

Transform your home's appearance with the modern look of a glass and aluminum garage door. The Clipay® AVANTE™ collection gives you the opportunity to customize a new garage door for your home. Access the beauty of natural light during the day, and return home to a warm glow at night. Different window options allow you to choose the right degree of natural light for your home and privacy needs. You can even add a splash of color by choosing aluminum panels to match your favorite frame




### 9' x 8' Pricing On Clipay Avante AX Doors in Premium Colors\*

Door Model	Description	Per Door	Subtotal (Price x 1)	Openers, Extras	Total Job Price
AX	With 1/8" (single-pane) clear tempered glass	\$7,275	\$7,275	\$0	\$7,275
AX	With 1/8" (single-pane) frosted tempered glass	\$8,900	\$8,900	\$0	\$8,900
AX	With 1/2" (double-pane) clear tempered glass	\$10,200	\$10,200	\$0	\$10,200
AX	With 1/2" (double-pane) frosted tempered glass	\$13,125	\$13,125	\$0	\$13,125

\*Premium colors are black anodized, bronze anodized, dark bronze anodized

**Total Job Price** ^

### Avante AX Doors in Premium Colors Sample Looks




Black Anodized



Bronze Anodized



Dark Bronze Anodized



Clopay Avante AX Aluminum-and-Glass Garage Doors, Continued

**9' x 8' Pricing On Clopay Avante AX Doors in Standard Colors\***

Door Model	Description	Per Door	Subtotal (Price x 1)	Openers, Extras	Total Job Price
AX	With 1/8" (single-pane) clear tempered glass	\$6,775	\$6,775	\$0	\$6,775
AX	With 1/8" (single-pane) frosted tempered glass	\$8,400	\$8,400	\$0	\$8,400
AX	With 1/2" (double-pane) clear tempered glass	\$9,700	\$9,700	\$0	\$9,700
AX	With 1/2" (double-pane) frosted tempered glass	\$12,625	\$12,625	\$0	\$12,625

\*Standard colors: clear aluminum anodized or painted white, bronze or chocolate **Total Job Price ^**

Avante AX Doors in Standard Colors Sample Looks



Chocolate (Painted)



Aluminum Anodized




Bronze (Painted)








White (Painted)

For more info: <http://www.doorsdoneright.net/aluminum-and-glass-garage-doors/>




**The Best Options in Openers. Prices Include Expert Installation.**

					
<b>Brand</b>	Liftmaster	Liftmaster	Liftmaster	Chamberlain	Chamberlain
<b>Series</b>	Premium	Plus	Basic	-	-
<b>Model</b>	6690L	6580L	2220L	B3010	B4505T
<b>Availability</b>	In Stock	In Stock	In Stock	While Supplies Last	While Supplies Last
<b>Doors Done Right Fully Installed Price</b>	<b>\$845</b>	<b>\$725</b>	<b>\$635</b>	<b>\$565</b>	<b>\$545</b>
<b>If it was a car it would be a:</b>	2026 Highest-End EV Vehicle	2026 Lexus LS	2026 Toyota Camry	2026 Hyundai Elantra	2024 Kia K4
<b>Why we choose that car:</b>	Feature-Rich, DC Motor, Advanced	Smooth, Durable, Hi Quality	Great Mid-Range Value, Durable	Cost-Effective, OK Quality Level	Cost-Effective, OK Quality Level
<b>Our Quality Assessment</b>	Best Opener	High Quality	High Quality	Mid-Quality	Mid-Quality
<b>Motor</b>	1-1/4 HPs	1 HPs	3/4 HPs	1/2 HPs	3/4 HPs
<b>Drive Type</b>	Quiet Belt	Quiet Belt	Rugged Chain	Quiet Belt	Quiet Belt
<b>Lighting</b>	360° Built-In LED	Built-In LED on 2 Sides	1 LED: 60W Max	1 LED - 60W Max	2 LED - 100W Max
<b>Remotes Included</b>	(2) 3-button	(1) 3-button	(1) 3-button	(2) 1-button	(2) 1-button
<b>Outside Number Pad</b>	✓	Add \$59	Add \$59	✓	✓
<b>Built-In myQ Phone App</b>	✓	✓	✓	✓	✓
<b>Lock Switch on Wall Button</b>	✓	✓	✓		✓
<b>Motion-Activated Lights</b>	✓	✓	✓		
<b>Camera</b>	✓	✓			
<b>Battery Backup</b>	✓	✓		✓	
<b>Advanced Wall Control</b>	✓			Basic 1-Button	
<b>Diagnostics on LED Screen</b>	✓				
<b>Timer-To-Close</b>	✓				
<b>Motor Warranty</b>	Lifetime	6 Year	5 Year	5 Year	Lifetime
<b>Belt/Chain Warranty</b>	Lifetime	6 Year	1 Year	5 Year	Lifetime
<b>Parts Warranty</b>	5 Year	1 Year	1 Year	1 Year	5 Year
<b>Accessory/Battery Warranty</b>	1 Year	1 Year	1 Year	1 Year	1 Year
<b>Install Labor Warranty</b>	2 Year	2 Year	2 Year	2 Year	2 Year
<b>Repair Labor Warranty (No-Cost Covered-Parts Replacement)</b>	2 Year	2 Year	2 Year	90 Days	90 Days
<b>*Qty We Try To Stock On Truck</b>	2	2	2	1	1

**Optional Extras**

<b>Extra Remote Control</b>		<b>\$40</b>	<b>Add if your door requires a (nominal) 8' rail (Liftmaster)</b>	<b>\$60</b>
<b>Outside Number Pad w/ Purchase of an Opener</b>		<b>\$60</b>	<b>Add if your door requires a (nominal) 8' rail (Chamberlain)</b>	<b>\$80</b>



## Other Door Options

These doors might not be our preferred doors in each category, but in many instances, a different door might make a lot of sense.

Door Model	Total Job Price = 1 Door			
	Per Door No Windows	Total Job Price No Windows	Per Door With Windows	Total Job Price With Windows
<b>Steel Raised Panel Doors - Standard Colors</b>				
<b>1-Layer Steel Raised Panel Doors (Steel)</b>				
Clopay Traditional Panel T50S (short) or T50L (long)	\$1,650	\$1,650	\$1,900	\$1,900
CHI 2250 (short) or 4250 (long)	\$1,650	\$1,650	\$1,925	\$1,925
Amarr Heritage 1000 - heavy gauge - long or short panel	\$1,925	\$1,925	\$2,225	\$2,225
<b>2-Layer Steel Raised Panel Doors (Steel + Insulation)</b>				
Clopay Traditional Panel T52S (Short), T52L (Long) - R = 6.3	\$1,950	\$1,950	\$2,200	\$2,200
CHI 2251 (short) or 4251 (long)	\$1,950	\$1,950	\$2,250	\$2,250
Amarr Heritage 2000 - long, short panel (heavy gauge)	\$1,950	\$1,950	\$2,275	\$2,275
<b>3-Layer Steel Raised Panel Doors (Steel + Insulation + Steel)</b>				
CHI 2283 (short) or 4283 (long) - 2" Polystyrene - R = 9.65	\$2,275	\$2,275	\$2,600	\$2,600
Amarr Lincoln 3138 - 1-3/8" Polystyrene - R = 6.48	\$2,325	\$2,325	\$2,600	\$2,600
Amarr Heritage 3000 - 2" Polystyrene - R = 9.05	\$2,500	\$2,500	\$2,775	\$2,775
CHI 2216 (short), 4216 (long) - 2" Polyurethane - R = 17.19	\$2,700	\$2,700	\$3,075	\$3,075
<b>3-Layer CHI Accents Woodtone Raised Panel Doors (Steel + Insulation + Steel)</b>				
CHI 2283 (short) or 4283 (long) - 2" Polystyrene - R = 9.65	\$3,350	\$3,350	\$3,675	\$3,675
CHI 2216 (short), 4216 (long) - 2" Polyurethane - R = 17.19	\$3,775	\$3,775	\$4,150	\$4,150

## Stamped Steel Carriage House Garage Doors - Standard Colors

<b>1-Layer (Steel) Stamped Steel Carriage House Doors</b>				
Clopay GD5S (short), GD5L (long) Beadboard	\$1,675	\$1,675	\$2,000	\$2,000
<b>2-Layer (Steel + Insulation) Stamped Steel Carriage House Doors</b>				
Clopay GD5SV (short), GD5LV (long) Beadboard - R = 6.3	\$1,950	\$1,950	\$2,275	\$2,275
<b>3-Layer (Steel + Insulation + Steel) Stamped Steel Carriage House Doors</b>				
CHI 5283 (short), 5983 (long) - 2" Polystyrene - R = 9.65	\$2,500	\$2,500	\$2,850	\$2,850
CHI 5216 (short), 5916 (long) - 2" Polyurethane - R = 16.55	\$2,975	\$2,975	\$3,400	\$3,400

**To See What These Doors Look Like in Real Life, Visit:**

[www.doorsdoneright.net/installs](http://www.doorsdoneright.net/installs)

**To See Subtle Design Differences in the Raised Panels Doors on This Page, Visit:**

[www.doorsdoneright.net/panels](http://www.doorsdoneright.net/panels)

\*Prices on polyurethane doors w/ windows on this page include upgraded double-pane insulated glass :)