

DOORS DONE RIGHT


GARAGE DOORS AND OPENERS

OUR TOP
PICKS FOR
2026



8' x 7'

Garage Door Catalog



This catalog contains our favorite products from America's top manufacturers, including:



All Pricing in This Catalog Includes:

- + **Equipment** - the equipment listed and related installation materials
- + **Installation** - a neat, safe, durable, professional installation under standard conditions
- + **New Tracks and Hardware** - including new springs, rollers, pulleys, cables, etc
- + **Heavy Duty Hardware** - no cheap plastic rollers, no light gauge hinges on 3-layer+ doors
- + **Vinyl Trim** - new vinyl weather-stripping around the top and sides of doors
- + **Removal and Disposal** - we take down and cart away your old equipment
- + **Top Section Reinforcement** - to properly secure a new or existing opener to new door
- + **Interior Side Lock** - to lock your door in case of emergency
- + **Sales Tax** - with a signed NJ ST-8 form, we don't need to collect any sales tax!

Pricing In This Catalog is For These Quantities and Options:


| Door Qty | Size of Door | Opener Qty | Opener Model | Payment Method |
|----------|--------------|------------|------------------|----------------|
| 1 | 8' x 7' | 1 | Liftmaster 6580L | Cash/Check/ACH |

These Are Your Openers and Extras Prices

| | | Each | Subtotal |
|---|--|-------|----------|
| 1 | Liftmaster 6580L Plus opener Belt-drive 1 HPs Built-In LED | \$725 | \$725 |
| | with 1 remote control (each) | | |
| 1 | outside number pad (optional) | \$60 | \$60 |

Total Added Price for Openers, Extras:


\$785



We'll add this amount to the door prices throughout the catalog to make the math easier.

Pricing in This Catalog Represents Our Best Attempt to Give 100% Accurate, All-In Pricing

But spec's and prices are subject to change. Some issues, such as extra low ceilings might increase your cost. We'll lock down pricing with an accurate, complete estimate after visiting your house to measure and inspect.



Clopay Premium Series Garage Doors

3-Layer (Steel + Insulation + Steel) Raised Panel Doors

R-value

6.5-18.4

Most (maybe 85%) of the houses in NJ have steel raised panel doors. Clopay Premium Series steel raised panel doors are strong, durable, 3-layer doors and come with their "elegant" panel design - the nicest-looking on the market. When you get them with upgraded hardware (not big-box-store hardware!) these doors are the best in class. Choose short or long panel - no difference in price.



8' x 7' Pricing with Decorative Insert Series Windows*

| Door Model | Description | Installed Door Price | Subtotal (Price x 1) | Openers, Extras | Total Job Price |
|------------|--|----------------------|----------------------|-----------------|-----------------|
| 4050 | 1-3/8" thick, polystyrene insulation, r-value = 6.5 | \$2,025 | \$2,025 | \$785 | \$2,810 |
| 4300 | 2" thick, polystyrene insulation, r-value = 9.0 | \$2,175 | \$2,175 | \$785 | \$2,960 |
| 9130 | 1-3/8" thick, polyurethane insulation r-value = 12.9 | \$2,075 | \$2,075 | \$785 | \$2,860 |
| 9200 | 2" thick, polyurethane, r-value = 18.4 | \$2,350 | \$2,350 | \$785 | \$3,135 |

Long panel doors have different model numbers. Prices do not change.

Total Job Price ^



Short Panel w/ Charleston 508



Short Panel w/ Colonial 509



Short Panel w/ Prairie 510

*Prices on polyurethane doors w/ windows on this page include upgraded double-pane insulated glass :)



Sample Looks (Clopay Premium w/ Decorative Insert Series Windows, Continued):




Short Panel w/ Sunset 603




Long Panel w/ Stockton 612




Long Panel w/ Prairie 610



Short Panel w/ Charleston 608



Short Panel w/ Sunset 503



Long Panel w/ Madison Arch 613

For more design options, visit:

www.doorsdoneright.net/raised-panel-door-looks/

Questions about r-values? Visit:

www.doorsdoneright.net/r

Questions about 1-layer, 2-layer and 3-layer doors? Visit:

www.doorsdoneright.net/layers

To See What These Doors Look Like in Real Life, Visit:


www.doorsdoneright.net/installs

Interested in a different opener or adding one? Visit:

The last page of this catalog, or: www.doorsdoneright.net/new-garage-door-openers/

For even more information, visit:

www.doorsdoneright.net/faqs/




8' x 7' Pricing without Windows (Solid Door)

| Door Model | Description | Per Door | Subtotal (Price x 1) | Openers, Extras | Total Job Price |
|------------|---|----------|----------------------|-----------------|-----------------|
| 4050 | 1-3/8" thick, polystyrene insulation, r-value = 6.5 | \$1,725 | \$1,725 | \$785 | \$2,510 |
| 4300 | 2" thick, polystyrene insulation, r-value = 9.0 | \$1,900 | \$1,900 | \$785 | \$2,685 |
| 9130 | 1-3/8" thick, polyurethane insulation, r-value = 12.9 | \$1,675 | \$1,675 | \$785 | \$2,460 |
| 9200 | 2" thick, polyurethane, r-value = 18.4 | \$1,950 | \$1,950 | \$785 | \$2,735 |

Long panel doors have different model numbers. Prices do not change.

Total Job Price ^

Sample Looks (Clopay Premium Series - No Windows):



Short Panel - No Windows



Long Panel - No Windows

8' x 7' Pricing w/ Architectural Series (Larger, Richer-Looking) Windows*

| Door Model | Description | Per Door | Subtotal (Price x 1) | Openers, Extras | Total Job Price |
|------------|---|----------|----------------------|-----------------|-----------------|
| 4300 | 2" thick, polystyrene insulation, r-value = 9.0 | \$2,375 | \$2,375 | \$785 | \$3,160 |
| 9130 | 1-3/8" thick, polyurethane insulation, r-value = 12.9 | \$2,225 | \$2,225 | \$785 | \$3,010 |
| 9200 | 2" thick, polyurethane, r-value = 18.4 | \$2,500 | \$2,500 | \$785 | \$3,285 |


Long panel doors have different model numbers. Prices do not change.

Total Job Price ^


Sample Looks (Clopay Premium Series w/ Architectural Series Windows):



Long Panel - Long w/ Square Grilles



Short Panel - Arch2 w/ Grilles




Long Panel - Arch1 w/ Grilles

For more design options, visit:

<http://www.doorsdoneright.net/raised-panel-door-looks/>

*Prices on polyurethane doors w/ windows on this page include upgraded double-pane insulated glass :)



DOORS DONE RIGHT
GARAGE DOORS AND OPENERS


Neat, Safe, Durable Installations

North NJ: 201-473-4444

Central NJ: 609-445-4444

Call either number (they both go to the same office)

Clopay Premium Series Colors



White



Glacier White



Almond



Desert Tan



Sandtone



Bronze



Chocolate Brown



Mocha Brown



Gray



Hunter Green



UG Medium*



UG Cherry*



UG Walnut*



Black*

*Premium finishes, which cost more. Not all colors available in all models. UG = Ultragrain woodtone.

| | |
|--|--------------|
| Additional Cost to Base Price for Premium Finishes - Ultragrain and Black - Per Door | \$300 |
|--|--------------|

Additional Resources



Premium Series Brochure



Ultragrain Brochure

Premium Series: https://literature.clopay.com/pdf_files/RSDR-PREM3LAYERSS-13.pdf

Ultragrain: https://literature.clopay.com/pdf_files/RSDR-ULTRAGRAIN-08.pdf

We Carry All Major Manufacturers



America's Favorite Garage Doors



And lots of smaller ones, too!

For more design options, visit:

<http://www.doorsdoneright.net/raised-panel-door-looks/>

Questions about r-values? Visit:

www.doorsdoneright.net/r

Questions about 1-layer, 2-layer and 3-layer doors? Visit:

www.doorsdoneright.net/layers


To See What These Doors Look Like in Real Life, Visit:

www.doorsdoneright.net/installs

Interested in a different opener or adding one? Visit:

The last page of this catalog, or: www.doorsdoneright.net/new-garage-door-openers/

All doors in this catalog are great choices. Yellow highlighted are ones we like the best.



Amarr Brand Builder-Grade Lincoln Series Doors

R-value

0.0-6.64

When it comes to 1-layer (steel) and 2-layer (steel + insulation) raised panel garage doors, we think Amarr is a fine choice. A nice panel design, decent hardware and a reliable, mainstream manufacturer make these doors a great choice for a detached garage, a house flip, or to keep costs extra low. 1- and 2-layer doors are not as tough or quiet as 3-layer doors, but they should do the job, even over the long term.



8' x 7' Pricing with Windows and DecraTrim Inserts

| Door Model | Description | Installed Door Price | Subtotal (Price x 1) | Openers, Extras | Total Job Price |
|------------|---|----------------------|----------------------|-----------------|-----------------|
| L1000 | 2" thick, non-insulated, r-value = 0.0 | \$1,775 | \$1,775 | \$785 | \$2,560 |
| L2000 | 2" thick, 2-layer w/ vinyl back, r-value = 6.64 | \$1,875 | \$1,875 | \$785 | \$2,660 |

*Actual model numbers are Lincoln 1000 and Lincoln 2000

Total Job Price ^

8' x 7' Pricing without Windows

| Door Model | Description | Per Door | Subtotal (Price x 1) | Openers, Extras | Total Job Price |
|------------|---|----------|----------------------|-----------------|-----------------|
| L1000 | 2" thick, non-insulated, r-value = 0.0 | \$1,475 | \$1,475 | \$785 | \$2,260 |
| L2000 | 2" thick, 2-layer w/ vinyl back, r-value = 6.64 | \$1,575 | \$1,575 | \$785 | \$2,360 |

*Actual model numbers are Lincoln 1000 and Lincoln 2000

Total Job Price ^

IMPORTANT NOTE FOR LARGER DOORS: CONSIDER HERITAGE MODELS (ON LAST PAGE OF CATALOG)

Standard Color Options



True White



Almond



Wicker Tan



Sandtone



Terratone



Dark Brown



Black



Charcoal Gray



Lincoln Raised Panel Options



Short Panel



Long Panel

DecraTrim Window Options



No Insert Long Panel




Stockton Short Panel



Stockton Long Panel




Prairie Short Panel



Prairie Long Panel



Cathedral Short Panel



Cathedral Long Panel



Cascade Short Panel



Cascade Long Panel



Waterford Short Panel



Waterford Long Panel



Wagon Wheel Short Panel



Wagon Wheel Long Panel



Sunray Short Panel



Sunray Long Panel



Full Sunray Short Panel



Full Sunray Long Panel



Five Piece Sunray



Thames LP




Arched Thames Long Panel



Moonlite Long Panel

If you really like any of these window designs but want a sturdier door, see the last page of this catalog for pricing on Lincoln 3138 and Lincoln 3000 3-layer doors



Clipay 3-Layer Gallery Collection Garage Doors

3-Layer (Steel + Insulation + Steel) Carriage House Doors

R-value

6.5-18.4

These 3-layer carriage-house-style doors might look like they open out, but they are upward-acting, like standard doors. The designs are stamped into the steel, keeping them reasonably priced. Gallery Collection doors come with larger windows than doors in the same range from CHI and Amarr, so they're our #1 choice for stamped steel carriage house doors in standard colors. When you buy them with upgraded hardware (not big-box-store hardware!) these are top quality, no-maintenance, very durable, highly attractive doors.



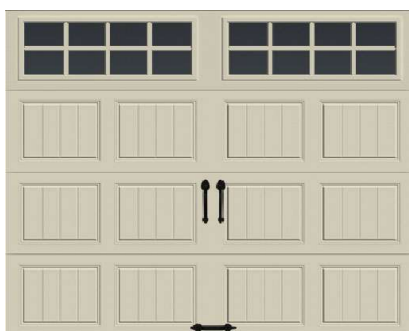
8' x 7' Pricing with Clear DSB Windows in Standard Colors*

| Door Model | Description | Installed Door Price | Subtotal (Price x 1) | Openers, Extras | Total Job Price |
|------------|---|----------------------|----------------------|-----------------|-----------------|
| GD1SP | 1-3/8" thick, polystyrene insulation, r-value = 6.5 | \$2,300 | \$2,300 | \$785 | \$3,085 |
| GD2SP | 2" thick, polystyrene insulation, r-value = 9.0 | \$2,450 | \$2,450 | \$785 | \$3,235 |
| GD1SU | 1-3/8" thick, polyurethane insulation, r-value = 12.9 | \$2,475 | \$2,475 | \$785 | \$3,260 |
| GD2SU | 2" thick, polyurethane insulation, r-value = 18.4 | \$2,725 | \$2,725 | \$785 | \$3,510 |

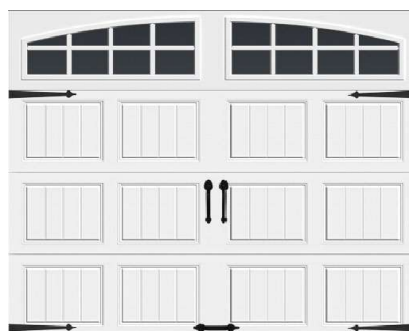
Long panel doors have different model numbers. Prices do not change.

Total Job Price ^

Clipay 3-Layer Gallery Collection Sample Looks



Long w/ Square Grilles Windows




Arch1 w/ Grilles Windows

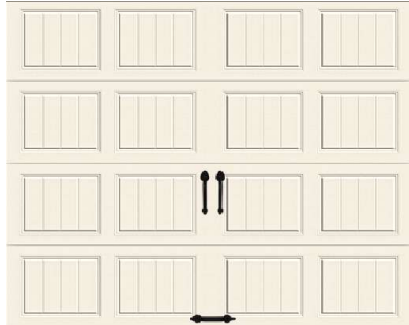


Short w/ Square Grilles Windows

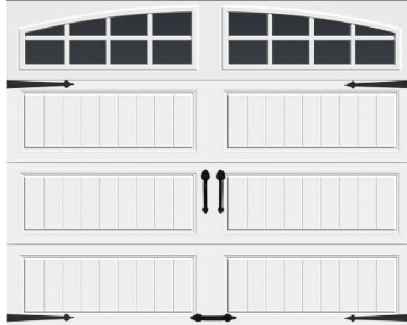
*Prices on polyurethane doors w/ windows on this page include upgraded double-pane insulated glass :)




Clipay 3-Layer Gallery Collection Sample Looks, Continued



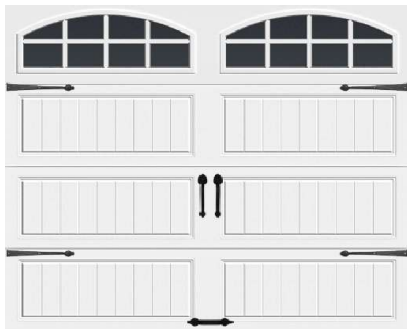
Short Panel in Almond - No Windows*



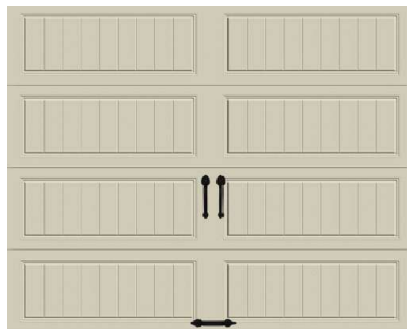
Long Panel - Arch1 w/ Grilles



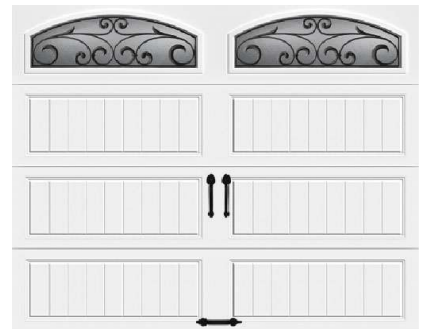
Long w/ Square Grilles Windows



Long Panel - Arch2 w/ Grilles



Long Panel in Desert Tan*




Wrought Iron Windows (Cost More)

For more design options, visit:

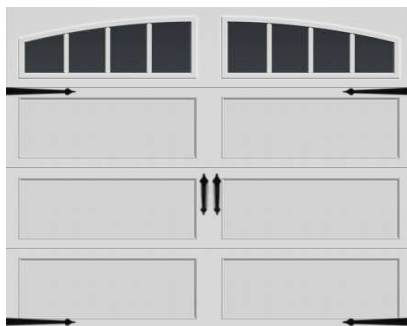
www.doorsdoneright.net/cg

*These doors cost less without windows

NEW! Clipay Brand Bridgeport Recessed Panel Doors



Narrow Panel - Arch2 w/ Grilles



Extended Panel - Arch1 Vertical Grilles



Narrow Panel - Long w/ Square Grilles

8' x 7' Pricing with Clear DSB Windows in Standard Colors*

| Door Model | Description | Installed Door Price | Subtotal (Price x 1) | Openers, Extras | Total Job Price |
|------------|---|----------------------|----------------------|-----------------|-----------------|
| BD1NU | 1-3/8" thick, polyurethane insulation, r-value = 12.9 | \$2,475 | \$2,475 | \$785 | \$3,260 |
| BD2NU | 2" thick, polyurethane insulation, r-value = 18.4 | \$2,725 | \$2,725 | \$785 | \$3,510 |

Long panel doors have different model numbers. Prices do not change.

Total Job Price ^

View the Brochure:

https://clipaypdfs.com/pdf_files/RSDR-BRIDGEPORT3LAYERSS-20.pdf



Amarr Brand Hillcrest Value Stamped Steel Carriage Doors

1-, 2- and 3-Layer (Steel + Insulation + Steel) Carriage Doors

R-value

0.0-9.05

These 3-layer carriage-house-style doors might look like they open out, but they are upward-acting, like standard doors. The designs are stamped into the steel, keeping them reasonably priced. **The windows in this line are smaller than similar models from Clopay and CHI, which negatively impacts the overall look in our opinion, but Amarr does have some really great panel designs that no one else has.** Buy them from us with upgraded hardware - not big-box-store hardware!



8' x 7' Pricing with Clear Windows in Any Standard Color

| Door Model | Description | Installed Door Price | Subtotal (Price x 1) | Openers, Extras | Total Job Price |
|------------|--|----------------------|----------------------|-----------------|-----------------|
| HC1000 | 1-Layer, non-insulated, r-value = 0 | \$1,925 | \$1,925 | \$785 | \$2,710 |
| HC2000 | 2-layer, polystyrene (no steel backer), r-value = 6.64 | \$2,025 | \$2,025 | \$785 | \$2,810 |
| HC3138 | 3-layer, 1-3/8" thick, polystyrene, r-value = 6.48 | \$2,250 | \$2,250 | \$785 | \$3,035 |
| HC3000 | 3-layer, 2" thick, polystyrene, r-value = 9.05 | \$2,300 | \$2,300 | \$785 | \$3,085 |

Actual model names: Hillcrest 1000, Hillcrest 2000, Hillcrest 3138, Hillcrest 3000

Total Job Price ^

Amarr Brand Hillcrest Doors w/ Windows Sample Looks




Short Beadboard | Moonlite Windows



Long Beadboard | Stockton Windows



Recessed Panel | Thames Windows



Amarr Brand Hillcrest Doors w/ Windows Sample Looks, Continued



Recessed Panel | Stockton Windows



Short Beadboard | Stockton Windows



Long Beadboard | Cascade Windows



Long Beadboard | Waterford Windows



Recessed Panel | Cascade Windows



Recessed Panel | Arched Thames

Panel and window designs can be mixed and matched. For more info, visit www.doorsdoneright.net/hillcrest

8' x 7' Pricing Without Windows in Any Standard Color

| Door Model | Description | Installed Door Price | Subtotal (Price x 1) | Openers, Extras | Total Job Price |
|------------|--|----------------------|----------------------|-----------------|-----------------|
| HC1000 | 1-Layer, non-insulated, r-value = 0 | \$1,625 | \$1,625 | \$785 | \$2,410 |
| HC2000 | 2-layer, polystyrene (no steel backer), r-value = 6.64 | \$1,725 | \$1,725 | \$785 | \$2,510 |
| HC3138 | 3-layer, 1-3/8" thick, polystyrene, r-value = 6.48 | \$1,975 | \$1,975 | \$785 | \$2,760 |
| HC3000 | 3-layer, 2" thick, polystyrene, r-value = 9.05 | \$2,025 | \$2,025 | \$785 | \$2,810 |

Actual model names: Hillcrest 1000, Hillcrest 2000, Hillcrest 3138, Hillcrest 3000

Total Job Price ^

Amarr Brand Hillcrest Doors Without Windows Sample Looks



Recessed Panel | Solid Top Section



Short Beadboard | Solid Top Section



Long Beadboard | Solid Top Section



Amarr Brand Classica Stamped Steel Carriage Doors

1-, 2- and 3-Layer (Steel + Insulation + Steel) Carriage Doors

R-value

0.0-13.35

Amarr's line of Classica brand doors come in a variety of panel designs that other brands just don't do. From raised or recessed panels to "double XX" and "A" designs, these doors look incredibly nice, even if they are of average quality. These doors also come in 3 sections for most common heights, allowing them to do much larger windows. Our recommendation: if you love the design, a small sacrifice in quality is probably worth it.



8' x 7' Pricing On Amarr 1-, 2-, and 3-Layer Classica Doors

| Door Model | Description | Installed Door Price | Subtotal (Price x 1) | Openers, Extras | Total Job Price |
|------------|--|----------------------|----------------------|-----------------|-----------------|
| C1000 | 1-Layer, non-insulated, r-value = 0 | \$2,800 | \$2,800 | \$785 | \$3,585 |
| C2000 | 2-layer, polystyrene (no steel backer), r-value = 6.64 | \$3,350 | \$3,350 | \$785 | \$4,135 |
| C3000 | 3-layer, 2" thick, polyurethane, r-value = 13.35 | \$4,175 | \$4,175 | \$785 | \$4,960 |

Actual model numbers are Classica 1000, Classica 2000, Classica 3000.

Total Job Price ^

Amarr Classica 3000, Classica 2000 and Classica 1000 Sample Looks




Santiago w/ Madeira Windows



Lucern w/ Seine Windows



Bordeaux w/ Thames Windows



DOORS DONE RIGHT
GARAGE DOORS AND OPENERS

Neat, Safe, Durable Installations

North NJ: 201-473-4444

Central NJ: 609-445-4444

Call either number (they both go to the same office)

Amarr Classica 3000, Classica 2000 and Classica 1000 Sample Looks, Continued



Northampton w/ Madeira Windows



Bordeaux w/ Seine Windows



Lucern w/ Madeira Windows



Lucern w/ Danube Windows



Bordeaux w/ Madeira Windows



Cortona w/ Danube Windows



Cortona w/ Seine Windows



Santiago w/ Seine Windows



Northampton w/ Rhine Windows



Lucern w/ Thames Windows




Northampton w/ Solid Arch Top*

*These doors cost less without windows

For More Design Options, Visit:

<http://www.doorsdoneright.net/classica/>



Clipay 3-Layer Gallery Collection w/ Ultragrain Finish

3-Layer (Steel + Insulation + Steel) Carriage House Doors

R-value

6.5-18.4

The beauty of stained wood without the upkeep. Clipay's Ultra-Grain® paint finish delivers the best of both worlds: the realistic look of natural wood with the low maintenance and energy efficiency of insulated steel. Unlike real wood, it's UV-resistant and impervious to moisture and won't fade, rot, split, shrink or crack, saving you and the environment material, energy and resources necessary to maintain or replace door components.



8' x 7' Pricing with Clear DSB Windows and Ultragrain Finish*

| Door Model | Description | Per Door | Subtotal (Price x 1) | Openers, Extras | Total Job Price |
|------------|---|----------|----------------------|-----------------|-----------------|
| GD1SP | 1-3/8" thick, polystyrene insulation, r-value = 6.5 | \$2,600 | \$2,600 | \$785 | \$3,385 |
| GD2SP | 2" thick, polystyrene insulation, r-value = 9.0 | \$2,750 | \$2,750 | \$785 | \$3,535 |
| GD1SU | 1-3/8" thick, polyurethane insulation, r-value = 12.9 | \$2,775 | \$2,775 | \$785 | \$3,560 |
| GD2SU | 2" thick, polyurethane insulation, r-value = 18.4 | \$3,025 | \$3,025 | \$785 | \$3,810 |

Long panel doors have different model numbers. Prices do not change.

Total Job Price ^

Clipay 3-Layer Gallery Collection Sample Looks



Medium Finish



Dark Oak



Walnut Oak

*Prices on polyurethane doors w/ windows on this page include upgraded double-pane insulated glass :)



CHI Carriage House Doors w/ Accents Woodtones

3-Layer (Steel + Insulation + Steel) Stamped Carriage House

R-value

9.65-16.55

These 3-layer carriage-house-style doors might look like they open out, but they are upward-acting, like standard doors. The designs are stamped into the steel, keeping them reasonably priced. Accents woodtones are printed directly onto the door for a striking, beautiful and realistic wood look. One "board" with a lighter tone might be sitting right next to another one with a darker tint, not unlike what you might find in a contemporary piece of furniture. The faux wood grains line up with the embossing on the panels for a one-of-a-kind, stylish look that no other brand can match.



8' x 7' Pricing: CHI Carriage Doors w/ Windows, Accents Woodtones*

| Door Model | Description | Per Door | Subtotal (Price x 1) | Openers, Extras | Total Job Price |
|------------|--|----------|----------------------|-----------------|-----------------|
| 5283 | 2" thick, polystyrene insulation, r-value = 9.65 | \$925 | \$925 | \$785 | \$1,710 |
| 5216 | 2" thick, polyurethane insulation, r-value = 16.55 | \$3,550 | \$3,550 | \$785 | \$4,335 |

Long panel doors have different model numbers. Prices do not change.

Total Job Price ^

CHI Stamped Steel Carriage House Doors w/ Accents Woodtones Sample Looks



Cedar | Stockton Windows



Driftwood | Arched Stockton



Walnut | Arched Madison

*Prices on polyurethane doors w/ windows on this page include upgraded double-pane insulated glass :)



Clipay Coachman Overlay Carriage House Doors

4-Layer (Steel + Insulation + Steel + Overlay) Carriage Doors

R-value

6.5-18.4

For a beautiful, higher-end, more realistic-looking carriage house garage door, Clipay Coachman Collection garage doors are next-level. These doors start with a 3-layer (steel + insulation + steel) base door, then composite overlays are added to create numerous more 3-dimensional designs, including crossbucks, full vertical panels and more. They are upward-acting like any standard garage door.



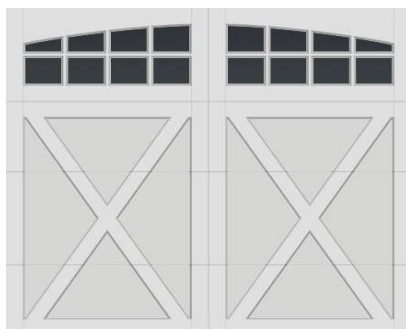
8' x 7' Pricing for Coachman Doors with Clear DSB Windows*

| Door Model | Description | Per Door | Subtotal (Price x 1) | Openers, Extras | Total Job Price |
|------------|--|----------|----------------------|-----------------|-----------------|
| CD21 | 1-3/8" thick, polystyrene base door, r-value = 6.5 | \$4,725 | \$4,725 | \$785 | \$5,510 |
| CG21 | 2" thick, polystyrene base door, r-value = 9.0 | \$5,025 | \$5,025 | \$785 | \$5,810 |
| CGU21 | 2" thick, polyurethane base door, r-value = 18.4 | \$5,625 | \$5,625 | \$785 | \$6,410 |

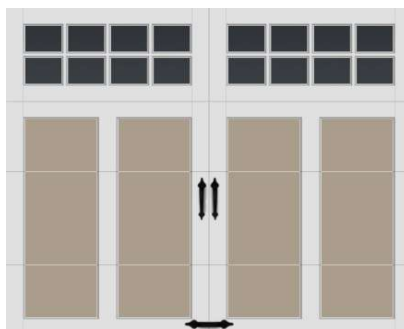
Different overlay designs have different model numbers. Prices do not change.

Total Job Price ^

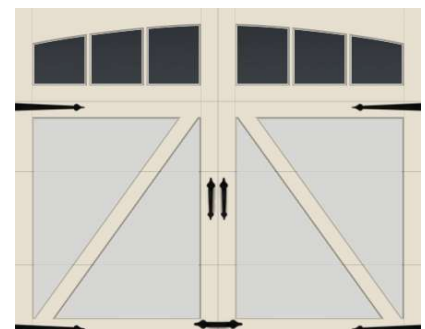
Clipay 4-Layer Coachman Collection Sample Looks



Design 21 | Arch4 Windows




Design 12 | SQ24 Windows



Design 22 | Arch13 Windows

*Prices on polyurethane doors w/ windows on this page include upgraded double-pane insulated glass :)



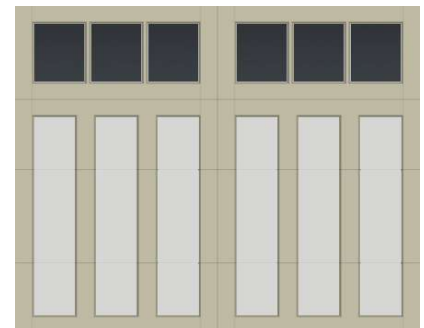
Clopay 4-Layer Coachman Collection Sample Looks, Continued



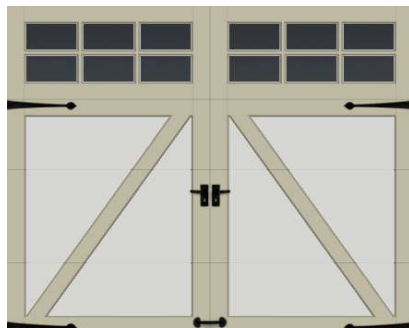
Design 12 | SQ23 Windows



Design 11 | REC14 Windows



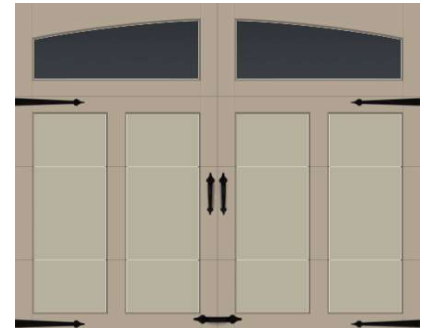
Design 13 | REC13 Windows



Design 22 | SQ23 Windows



Design 21 | SQ24 Windows



Design 12 | Arch1 Windows

For more design options, visit:

<http://www.doorsdoneright.net/carriage-house-overlay/>

8' x 7' Pricing for Coachman Doors Without Windows

| Door Model | Description | Per Door | Subtotal (Price x 1) | Openers, Extras | Total Job Price |
|------------|--|----------|----------------------|-----------------|-----------------|
| CD21 | 1-3/8" thick, polystyrene base door, r-value = 6.5 | \$4,225 | \$4,225 | \$785 | \$5,010 |
| CG21 | 2" thick, polystyrene base door, r-value = 9.0 | \$4,500 | \$4,500 | \$785 | \$5,285 |
| CGU21 | 2" thick, polyurethane base door, r-value = 18.4 | \$4,925 | \$4,925 | \$785 | \$5,710 |

Different overlay designs have different model numbers. Prices do not change.

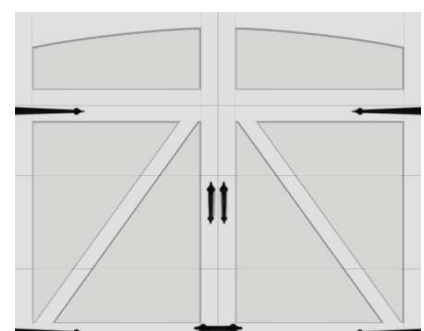
Total Job Price ^



Design 12 | Solid Top11




Design 34 | Solid Arch Top



Design 22 | Solid Arch Top

Questions about r-values? Visit:

www.doorsdoneright.net/r



CHI Brand Overlay Carriage House Doors

4-Layer (Steel + Insulation + Steel + Overlay) Carriage Doors

R-value

10.29-17.54

Nicer in some ways than the Clopay Coachman doors (which we always considered to be the gold standard of overlay doors), and at a better price. The overlays on these doors are not hollow, which we think is awesome. The fact that the overlays are thicker and have a more plain edge give these doors a somewhat more "rustic" look than the Coachman's more refined detailing.



8' x 7' Pricing: CHI Overlay Carriage House Doors w/ Windows*

| Door Model | Description | Per Door | Subtotal (Price x 1) | Openers, Extras | Total Job Price |
|------------|--|----------|----------------------|-----------------|-----------------|
| 5334 | 2" thick, polystyrene insulation, r-value = 10.29 | \$4,100 | \$4,100 | \$785 | \$4,885 |
| 5634 | 2" thick, polyurethane insulation, r-value = 17.54 | \$4,450 | \$4,450 | \$785 | \$5,235 |

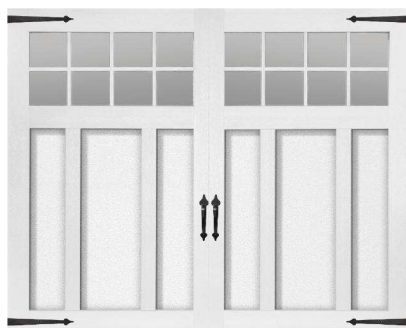
Different designs have different model numbers. Prices do not change.

Total Job Price ^

CHI Overlay Carriage House Doors w/ Windows Sample Looks



Design 34 | Plain Windows




Design 32 | Stockton Windows



Design 33A | Arched Stockton

*Prices on polyurethane doors w/ windows on this page include upgraded double-pane insulated glass :)



DOORS DONE RIGHT
GARAGE DOORS AND OPENERS

Neat, Safe, Durable Installations

North NJ: 201-473-4444

Central NJ: 609-445-4444

Call either number (they both go to the same office)

CHI 3-Layer Skyline Flush and Planks Garage Doors

3-Layer (Steel + Insulation + Steel) Flush or Ribbed Garage Doors

R-value

10.29-17.54

3-layer (steel + insulation + steel) modern steel garage doors present a durable, attractive and energy efficient way to match your garage door to your home's modern or contemporary exterior. Available in a wide variety of colors, including CHI's Plank Accents woodtone finish, two section textures (flush woodgrain or planks (grooved) woodgrain) and near-countless window layout possibilities, these doors are a smart way nail the modern look you're going for while staying in your budget.




8' x 7' 3-Layer Modern CHI Doors, No Windows, Standard Colors


| Door Model | Description | Per Door | Subtotal (Price x 1) | Openers, Extras | Total Job Price |
|------------|--|----------|----------------------|-----------------|-----------------|
| 2147 | 2" thick, polystyrene insulation, r-value = 10.29 | \$2,000 | \$2,000 | \$785 | \$2,785 |
| 2148 | 2" thick, polyurethane insulation, r-value = 17.54 | \$2,275 | \$2,275 | \$785 | \$3,060 |

Planks panel designs have different model numbers. Prices do not change.


Total Job Price ^



Flush, Woodgrain Texture - Desert Tan

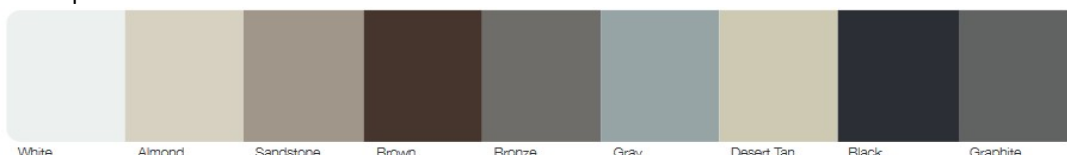


Flush, Woodgrain Texture - Graphite



Planks, Woodgrain Texture - White

Color Options:



White

Almond

Sandstone

Brown


Bronze

Gray

Desert Tan

Black

Graphite



8' x 7' 3-Layer Modern CHI Doors, No Windows, Planks Accents Woodtones

| Door Model | Description | Per Door | Subtotal (Price x 1) | Openers, Extras | Total Job Price |
|------------------------|--|----------|----------------------|-----------------|-----------------|
| 2347 | 2" thick, polystyrene insulation, r-value = 10.29 | \$2,700 | \$2,700 | \$785 | \$3,485 |
| 2348 | 2" thick, polyurethane insulation, r-value = 17.54 | \$2,950 | \$2,950 | \$785 | \$3,735 |
| Total Job Price | | | | | ^ |



Cedar Planks Accents Woodtone



Carbon Oak Planks Accents Woodtone



Dark Oak Planks Accents Woodtone



Walnut

Driftwood

Mahogany

Cedar

Dark Oak


Natural Oak

Carbon Oak

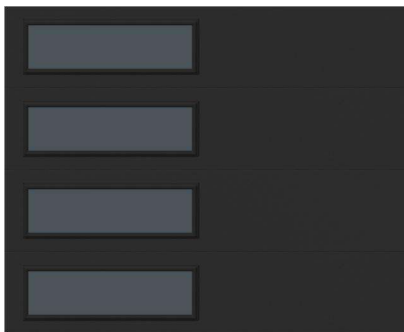
8' x 7' 3-Layer Modern CHI Doors, 4 Long Panel Windows, Standard Colors*

| Door Model | Description | Per Door | Subtotal (Price x 1) | Openers, Extras | Total Job Price |
|------------------------|--|----------|----------------------|-----------------|-----------------|
| 2147 | 2" thick, polystyrene insulation, r-value = 10.29 | \$2,775 | \$2,775 | \$785 | \$3,560 |
| 2148 | 2" thick, polyurethane insulation, r-value = 17.54 | \$3,300 | \$3,300 | \$785 | \$4,085 |
| Total Job Price | | | | | ^ |

Planks panel designs have different model numbers. Prices do not change.



White Flush w/ Vertical Windows



Black Flush w/ Vertical Windows



Gray Planks w/ Short Vertical Windows

Notes on Price Table Directly Above:

Prices listed include 1 vertical column of tinted, obscure or clear glass. Other glass options are available.

Model 2148 pricing includes double-pane insulated glass. Model 2147 pricing includes single-pane glass.


Black window frames are available w/ any color door. Please specify black frames or color-matched frames.

Short panel windows cost less than long panel windows, so pricing will be lower than listed in table above.



8' x 7' 3-Layer Planks Accents Woodtone CHI Doors, Long Panel Windows

| Door Model | Description | Per Door | Subtotal (Price x 1) | Openers, Extras | Total Job Price |
|------------------------|--|----------|----------------------|-----------------|-----------------|
| 2347 | 2" thick, polystyrene insulation, r-value = 10.29 | \$3,475 | \$3,475 | \$785 | \$4,260 |
| 2348 | 2" thick, polyurethane insulation, r-value = 17.54 | \$3,975 | \$3,975 | \$785 | \$4,760 |
| Total Job Price | | | | | ^ |



Cedar | Long Panel | Black Frames



Driftwood | Long Panel | Black Frames



Natural Oak | Short Panel

Notes on Price Table Directly Above:

Prices listed include 1 vertical column of tinted, obscure or clear glass. Other glass options are available.

Model 2348 pricing includes double-pane insulated glass. Model 2347 pricing includes single-pane glass.

Black window frames are available in all colors. Please specify if you want black frames or color-matched frames.

Short panel windows cost less than long panel windows, so pricing will be lower than specified in table above.

For More Info, Design Options, Details, View the Brochure:

www.doorsdoneright.net/wp-content/uploads/2022/03/CHI-Contemporary-Collection.pdf

To See What These Doors Look Like in Real Life, Visit:

www.doorsdoneright.net/installs

Questions about r-values? Visit:

www.doorsdoneright.net/r


Interested in a different opener or adding one? Visit:

The last page of this catalog, or: www.doorsdoneright.net/new-garage-door-openers/

Planks and Skyline Flush GLASS



Plain available as single pane Polycarbonate




Frosted



Tinted




Obscure



Glue Chip



Seeded



DOORS DONE RIGHT
GARAGE DOORS AND OPENERS

Neat, Safe, Durable Installations

North NJ: 201-473-4444

Central NJ: 609-445-4444

Call either number (they both go to the same office)

Clipay Avante AX Aluminum-and-Glass Garage Doors

Aluminum Frame Garage Doors with Glass Panels

R-value

Varies

Transform your home's appearance with the modern look of a glass and aluminum garage door. The Clipay® AVANTE™ collection gives you the opportunity to customize a new garage door for your home. Access the beauty of natural light during the day, and return home to a warm glow at night. Different window options allow you to choose the right degree of natural light for your home and privacy needs. You can even add a splash of color by choosing aluminum panels to match your favorite frame




8' x 7' Pricing On Clipay Avante AX Doors in Premium Colors*

| Door Model | Description | Per Door | Subtotal (Price x 1) | Openers, Extras | Total Job Price |
|------------|--|----------|----------------------|-----------------|-----------------|
| AX | With 1/8" (single-pane) clear tempered glass | \$6,175 | \$6,175 | \$785 | \$6,960 |
| AX | With 1/8" (single-pane) frosted tempered glass | \$7,600 | \$7,600 | \$785 | \$8,385 |
| AX | With 1/2" (double-pane) clear tempered glass | \$8,750 | \$8,750 | \$785 | \$9,535 |
| AX | With 1/2" (double-pane) frosted tempered glass | \$11,350 | \$11,350 | \$785 | \$12,135 |

*Premium colors are black anodized, bronze anodized, dark bronze anodized

Total Job Price ^

Avante AX Doors in Premium Colors Sample Looks




Black Anodized



Bronze Anodized



Dark Bronze Anodized



Clopay Avante AX Aluminum-and-Glass Garage Doors, Continued

8' x 7' Pricing On Clopay Avante AX Doors in Standard Colors*

| Door Model | Description | Per Door | Subtotal (Price x 1) | Openers, Extras | Total Job Price |
|------------|--|----------|----------------------|-----------------|-----------------|
| AX | With 1/8" (single-pane) clear tempered glass | \$5,775 | \$5,775 | \$785 | \$6,560 |
| AX | With 1/8" (single-pane) frosted tempered glass | \$7,200 | \$7,200 | \$785 | \$7,985 |
| AX | With 1/2" (double-pane) clear tempered glass | \$8,350 | \$8,350 | \$785 | \$9,135 |
| AX | With 1/2" (double-pane) frosted tempered glass | \$10,950 | \$10,950 | \$785 | \$11,735 |

*Standard colors: clear aluminum anodized or painted white, bronze or chocolate **Total Job Price** ^


Avante AX Doors in Standard Colors Sample Looks



Chocolate (Painted)



Aluminum Anodized




Bronze (Painted)








White (Painted)

For more info: <http://www.doorsdoneright.net/aluminum-and-glass-garage-doors/>




The Best Options in Openers. Prices Include Expert Installation.

| |  |  |  |  |  |
|--|---|---|--|---|---|
| Brand | Liftmaster | Liftmaster | Liftmaster | Chamberlain | Chamberlain |
| Series | Premium | Plus | Basic | - | - |
| Model | 6690L | 6580L | 2220L | B3010 | B4505T |
| Availability | In Stock | In Stock | In Stock | While Supplies Last | While Supplies Last |
| Doors Done Right Fully Installed Price | \$845 | \$725 | \$635 | \$565 | \$545 |
| If it was a car it would be a: | 2026 Highest-End EV Vehicle | 2026 Lexus LS | 2026 Toyota Camry | 2026 Hyundai Elantra | 2024 Kia K4 |
| Why we choose that car: | Feature-Rich, DC Motor, Advanced | Smooth, Durable, Hi Quality | Great Mid-Range Value, Durable | Cost-Effective, OK Quality Level | Cost-Effective, OK Quality Level |
| Our Quality Assessment | Best Opener | High Quality | High Quality | Mid-Quality | Mid-Quality |
| Motor | 1-1/4 HPs | 1 HPs | 3/4 HPs | 1/2 HPs | 3/4 HPs |
| Drive Type | Quiet Belt | Quiet Belt | Rugged Chain | Quiet Belt | Quiet Belt |
| Lighting | 360° Built-In LED | Built-In LED on 2 Sides | 1 LED: 60W Max | 1 LED - 60W Max | 2 LED - 100W Max |
| Remotes Included | (2) 3-button | (1) 3-button | (1) 3-button | (2) 1-button | (2) 1-button |
| Outside Number Pad | ✓ | Add \$59 | Add \$59 | ✓ | ✓ |
| Built-In myQ Phone App | ✓ | ✓ | ✓ | ✓ | ✓ |
| Lock Switch on Wall Button | ✓ | ✓ | ✓ | ✓ | ✓ |
| Motion-Activated Lights | ✓ | ✓ | ✓ | | |
| Camera | ✓ | ✓ | | | |
| Battery Backup | ✓ | ✓ | | ✓ | |
| Advanced Wall Control | ✓ | | | Basic 1-Button | |
| Diagnostics on LED Screen | ✓ | | | | |
| Timer-To-Close | ✓ | | | | |
| Motor Warranty | Lifetime | 6 Year | 5 Year | 5 Year | Lifetime |
| Belt/Chain Warranty | Lifetime | 6 Year | 1 Year | 5 Year | Lifetime |
| Parts Warranty | 5 Year | 1 Year | 1 Year | 1 Year | 5 Year |
| Accessory/Battery Warranty | 1 Year | 1 Year | 1 Year | 1 Year | 1 Year |
| Install Labor Warranty | 2 Year | 2 Year | 2 Year | 2 Year | 2 Year |
| Repair Labor Warranty (No-Cost Covered-Parts Replacement) | 2 Year | 2 Year | 2 Year | 90 Days | 90 Days |
| *Qty We Try To Stock On Truck | 2 | 2 | 2 | 1 | 1 |

Optional Extras

| | | | | |
|--|---|-------------|--|-------------|
| Extra Remote Control |  | \$40 | Add if your door requires a (nominal) 8' rail (Liftmaster) | \$60 |
| Outside Number Pad w/ Purchase of an Opener |  | \$60 | Add if your door requires a (nominal) 8' rail (Chamberlain) | \$80 |



Other Door Options

These doors might not be our preferred doors in each category, but in many instances, a different door might make a lot of sense.

| Door Model | Total Job Price = 1 Door, Openers, Extras | | | |
|---|---|----------------------------|-----------------------|------------------------------|
| | Per Door No Windows | Total Job Price No Windows | Per Door With Windows | Total Job Price With Windows |
| Steel Raised Panel Doors - Standard Colors | | | | |
| 1-Layer Steel Raised Panel Doors (Steel) | | | | |
| Clopay Traditional Panel T50S (short) or T50L (long) | \$1,350 | \$2,135 | \$1,600 | \$2,385 |
| CHI 2250 (short) or 4250 (long) | \$1,400 | \$2,185 | \$1,675 | \$2,460 |
| Amarr Heritage 1000 - heavy gauge - long or short panel | \$1,575 | \$2,360 | \$1,875 | \$2,660 |
| 2-Layer Steel Raised Panel Doors (Steel + Insulation) | | | | |
| Clopay Traditional Panel T52S (Short), T52L (Long) - R = 6.3 | \$1,600 | \$2,385 | \$1,850 | \$2,635 |
| CHI 2251 (short) or 4251 (long) | \$1,575 | \$2,360 | \$1,875 | \$2,660 |
| Amarr Heritage 2000 - long, short panel (heavy gauge) | \$1,650 | \$2,435 | \$1,975 | \$2,760 |
| 3-Layer Steel Raised Panel Doors (Steel + Insulation + Steel) | | | | |
| CHI 2283 (short) or 4283 (long) - 2" Polystyrene - R = 9.65 | \$1,800 | \$2,585 | \$2,125 | \$2,910 |
| Amarr Lincoln 3138 - 1-3/8" Polystyrene - R = 6.48 | \$1,825 | \$2,610 | \$2,100 | \$2,885 |
| Amarr Heritage 3000 - 2" Polystyrene - R = 9.05 | \$1,900 | \$2,685 | \$2,175 | \$2,960 |
| CHI 2216 (short), 4216 (long) - 2" Polyurethane - R = 17.19 | \$2,125 | \$2,910 | \$2,500 | \$3,285 |
| 3-Layer CHI Accents Woodtone Raised Panel Doors (Steel + Insulation + Steel) | | | | |
| CHI 2283 (short) or 4283 (long) - 2" Polystyrene - R = 9.65 | \$2,625 | \$3,410 | \$2,950 | \$3,735 |
| CHI 2216 (short), 4216 (long) - 2" Polyurethane - R = 17.19 | \$2,950 | \$3,735 | \$3,325 | \$4,110 |

Stamped Steel Carriage House Garage Doors - Standard Colors

| | | | | |
|--|---------|---------|---------|---------|
| 1-Layer (Steel) Stamped Steel Carriage House Doors | | | | |
| Clopay GD5S (short), GD5L (long) Beadboard | \$1,425 | \$2,210 | \$1,750 | \$2,535 |
| 2-Layer (Steel + Insulation) Stamped Steel Carriage House Doors | | | | |
| Clopay GD5SV (short), GD5LV (long) Beadboard - R = 6.3 | \$1,625 | \$2,410 | \$1,950 | \$2,735 |
| 3-Layer (Steel + Insulation + Steel) Stamped Steel Carriage House Doors | | | | |
| CHI 5283 (short), 5983 (long) - 2" Polystyrene - R = 9.65 | \$1,975 | \$2,760 | \$2,325 | \$3,110 |
| CHI 5216 (short), 5916 (long) - 2" Polyurethane - R = 16.55 | \$2,350 | \$3,135 | \$2,775 | \$3,560 |

To See What These Doors Look Like in Real Life, Visit:

www.doorsdoneright.net/installs

To See Subtle Design Differences in the Raised Panels Doors on This Page, Visit:

www.doorsdoneright.net/panels

*Prices on polyurethane doors w/ windows on this page include upgraded double-pane insulated glass :)